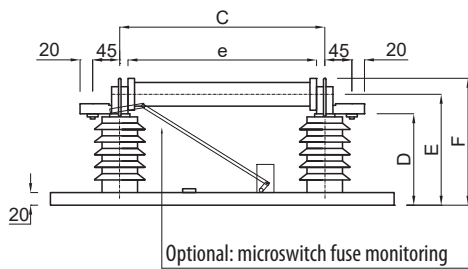
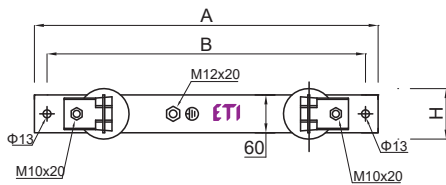
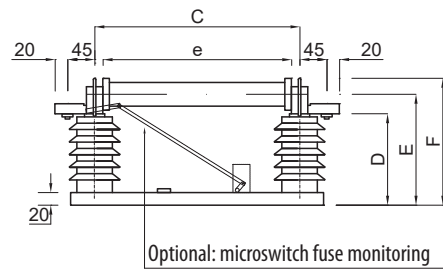


1-pole fuse-base	Rated voltage [kV]	A [mm]	B [mm]	C [mm]	D [mm]	E [mm]	F [mm]	"e" Fuse length	Version
INDOOR MOUNTING	7,2	445	405	225	152	195	250	192	V1
	12	545	505	322	152	195	250	292	V1
	17,5	480	280	397	172	215	270	367	V2
	24	555	355	475	202	245	300	442	V2
	36	670	350	570	302	345	400	537	V2

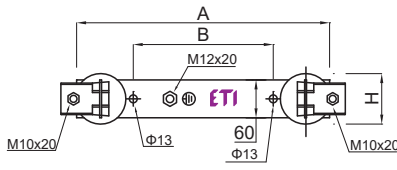
V1



V2

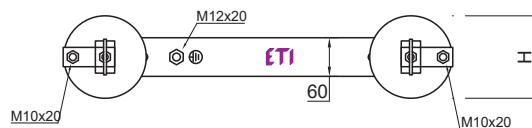
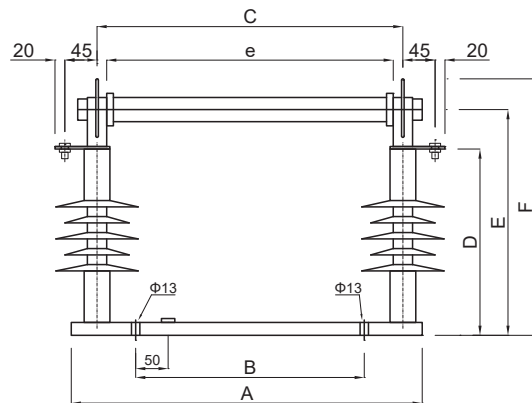


internal fuse base



1-pole fuse-base	Rated voltage [kV]	A [mm]	B [mm]	C [mm]	D [mm]	E [mm]	F [mm]	"e" Fuse length	Version
OUTDOOR MOUNTING	12	405	205	330	310	370	420	292	V3
	24	555	355	475	310	370	420	442	V3

V3



external fuse base